

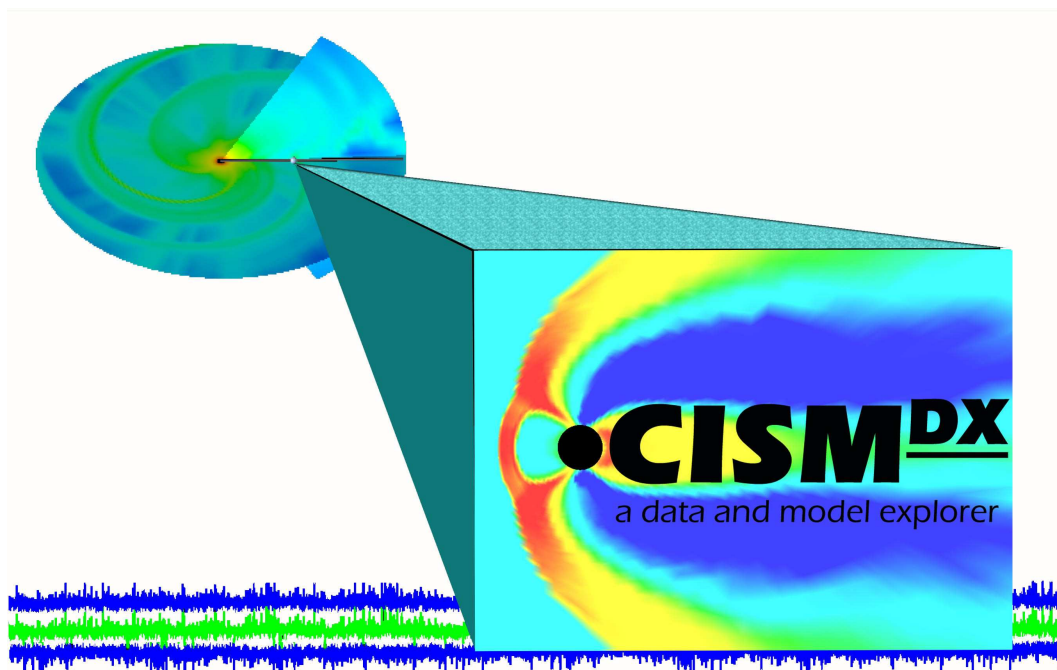
Documentation for
CISM_DX
The Center for Integrated Space Weather Modeling
Data and Model Explorer

R.S. Weigel, M. Wiltberger, and M. Gehmeyr

December 20, 2007

*A community-developed suite of integrated
data, models,
and data and model explorers,
for research and education*

Documentation for Version 0.57



Contents

Terms and Conditions of Use	4
1 Introduction	5
1.1 Scope of the project	5
1.2 Contributing to the project	7
1.3 Mailing list	9
1.4 Running the CISM Forecast Model	9
2 List of CISM_DX programs	10
2.1 OpenDX example networks in CISM_DX/example_networks/	10
2.2 OpenDX macros in the directory CISM_DX/macros/	10
2.3 OpenDX modules in CISM_DX/OpenDX/modules	10
2.4 OpenDX networks in CISM_DX/OpenDX/	10
2.5 Octave/Matlab codes in CISM_DX/Octave/	10
2.6 IDL programs in CISM_DX/IDL/	11
2.7 Perl programs in CISM_DX/Perl/	11
2.8 Forecast models code in CISM_DX/models/	12
2.9 Code in CISM_DX/required_packages or in the developer package	13
3 List of CISM_DX data	15
3.1 Directory CISM_DX_DATA/measurements/original_data/	15
3.2 Directory CISM_DX_DATA/measurements/uniform_time_series/	15
3.3 Data files in CISM_DX_DATA/measurements/short_data_sets/	15
3.4 Data files in CISM_DX_DATA/real_time_data/	15
3.5 Data files in CISM_DX_DATA/model_output/	15
4 Acknowledgments	17
5 Version History	18

The PDF version of this document contains links to locations within this document or documents and images viewable from a web browser. If your PDF reader is properly configured, clicking on a blue box will either change the page to a different location in this document or open an internet browser that will attempt to open the associated web page.

Terms and Conditions of Use

CISM_DX OPEN SOURCE [SOFTWARE LICENSE AGREEMENT]

1. License. The Center For Integrated Space Weather Modeling (CISM) grants you a non-exclusive, nontransferable, world-wide, royalty-free license to use, reproduce, and prepare derivative works of the CISM_DX software (Software) for research, academic, and non-profit purposes.

2. Restrictions and Use.

a. No Sales. You shall not sell, or license or transfer for a fee the Software, or any work that in any manner contains the Software.

b. Modifications. All modifications or changes to the Software and derivative works that incorporate or utilize the Software, shall carry prominent notices stating that you changed the files and the date of the change. Any reproductions of derivative works shall also be on an open source basis. You may transfer such modifications, changes, and/or derivative works back to CISM.

c. Copyright/Notices. Each copy of the Software, modification, or derivative work shall include a copy of this Agreement and any copyright information. Such notices shall be displayed on any documents, media, printouts, and visualization or on any other electronic or tangible expressions associated with, related to or derived from the Software or associated documentation.

3. Termination. Your rights under this Agreement will terminate automatically without notice from CISM if you fail to comply with any term(s) of this Agreement. The following provisions shall survive termination: Sections 2, 5, 6, and 10.

4. Proprietary Rights. Title, ownership rights, and intellectual property rights in the Software shall remain in CISM. You acknowledge such ownership and intellectual property rights and will not take any action to jeopardize, limit or interfere in any manner with CISM's ownership of or rights with respect to the Software.

5. Disclaimer of Warranty on Software. You expressly acknowledge and agree that use of the Software is at your sole risk. The Software is provided "AS IS" and without warranty of any kind and CISM EXPRESSLY DISCLAIMS ALL WARRANTIES AND/OR CONDITIONS OF ANY KIND, EXPRESS OR IMPLIED, INCLUDING, BUT NOT LIMITED TO, ANY WARRANTIES OR CONDITIONS OF TITLE, NON-INFRINGEMENT OF A THIRD PARTY'S INTELLECTUAL PROPERTY, MERCHANTABILITY OR SATISFACTORY QUALITY AND FITNESS FOR A PARTICULAR PURPOSE. CISM DOES NOT WARRANT THAT THE FUNCTIONS CONTAINED IN THE SOFTWARE WILL MEET YOUR REQUIREMENTS, OR THAT THE OPERATION OF THE SOFTWARE WILL BE UNINTERRUPTED OR ERROR-FREE, OR THAT DEFECTS IN THE SOFTWARE WILL BE CORRECTED. FURTHERMORE, CISM DOES NOT WARRANT OR MAKE ANY REPRESENTATIONS AND YOU ASSUME ALL RISK REGARDING THE USE OR THE RESULTS OF THE USE OF THE SOFTWARE OR RELATED DOCUMENTATION IN TERMS OF THEIR CORRECTNESS, ACCURACY, RELIABILITY, OR OTHERWISE. THE PARTIES EXPRESSLY DISCLAIM THAT THE UNIFORM COMPUTER INFORMATION TRANSACTIONS ACT (UCITA) APPLIES TO OR GOVERNS THIS AGREEMENT. No oral or written information or advice given by CISM shall create a warranty or in any way increase the scope of this warranty. Should the Software prove defective, you (and not CISM or any CISM representative) assume the cost of all necessary correction.

6. Limitation of Liability. UNDER NO CIRCUMSTANCES, INCLUDING NEGLIGENCE, SHALL CISM BE LIABLE FOR ANY DIRECT, INCIDENTAL, SPECIAL, INDIRECT OR CONSEQUENTIAL DAMAGES INCLUDING LOST REVENUE, PROFIT OR DATA, WHETHER IN AN ACTION IN CONTRACT OR TORT ARISING OUT OF OR RELATING TO THE USE OF OR INABILITY TO USE THE SOFTWARE, EVEN IF CISM HAS BEEN ADVISED OF THE POSSIBILITY OF SUCH DAMAGES.

7. Export Law Assurances. All Software and any technical data delivered under this Agreement are subject to U.S. export control laws and may be subject to export or import regulations in other countries. You agree to comply strictly with all such laws and regulations and you acknowledge that you have responsibility to obtain such license to export, re-export, or import as may be required after delivery to you.

8. No Support/Modifications. The Software is provided without any support or maintenance, and without any obligation to provide you with modifications, improvements, enhancements, or updates of the Software.

9. Controlling Law and Severability. This Agreement shall be governed by the laws of the United States. If for any reason a court of competent jurisdiction finds any provision, or portion thereof, to be unenforceable, the remainder of this Agreement shall continue in full force and effect. This Agreement shall not be governed by the United Nations Convention on Contracts for the International Sale of Goods, the application of which is hereby expressly excluded.

10. Complete Agreement. This Agreement constitutes the entire agreement between the parties with respect to the use of the Software and supersedes all prior or contemporaneous understandings regarding such subject matter. No amendment to or modification of this Agreement will be binding unless in writing and signed by CISM.

1 Introduction

1.1 Scope of the project

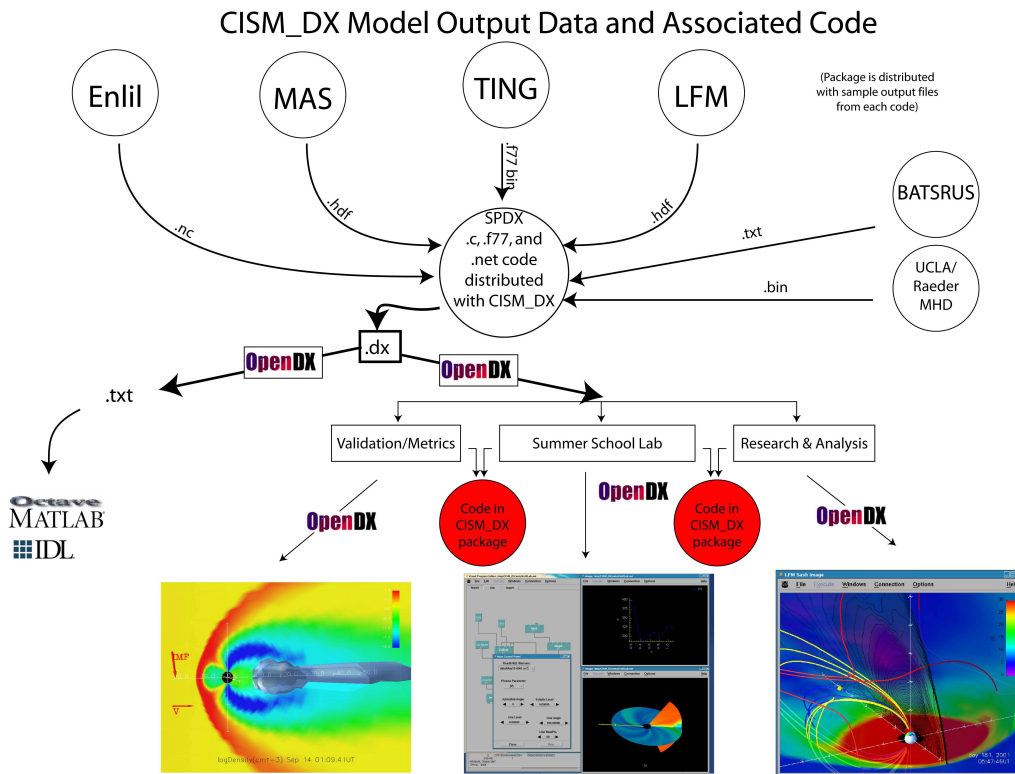


Figure 1: Schematic of the numerical model data visualization capabilities and codes distributed in the CISM_DX package. Output data files from many numerical models are transformed into the OpenDX data structure.

The CISM Data Explorer is a collection of tools for space physics researchers and students. This project began in response for a need to simplify model (both empirical and numerical) and data (both measurement and model output) exchange between CISM group members. CISM_DX is a guided development effort with contributions from many students and scientists. The code base is composed primarily of extensions and codes written for OpenDX (a 3-D visualization and GUI package) and Octave (a numerical analysis program with scope similar to IDL and Matlab, and a syntax similar to Matlab). The CISM_DX package contains:

- Historical time series data sets (1–30 years in length at 1-day to 1-minute resolution) put into a standard file format and form. The data sets are provided with code for display in IDL, Matlab, Octave, and OpenDX. See Section ??.
- Code for side-by-side visualization and analysis of the output of many space physics numerical models;
- A catalog of simulation runs with instructions on the responsible scientist or student, information about where the data are located, and a list of programs that can be used to browse the data files;
- Code for doing validation and metric studies of CISM models using data in the standard data set distributed with CISM_DX;
- Code for running the CISM Forecast model, and
- Tools, provided with with examples of their use, for space physics research, including coordinate transformation programs, scripts that transform data from many data providers into a standard file format and form, and standard geophysical and solar community models.

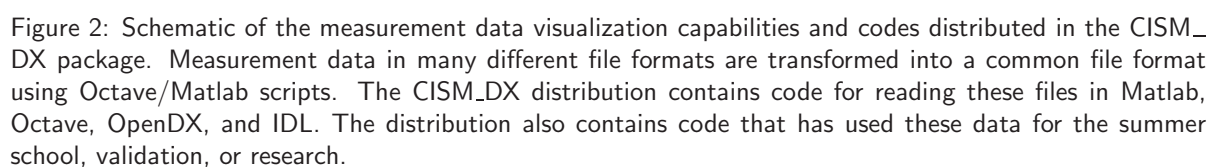


Figure 1 is a schematic of the numerical model data visualization capabilities and codes distributed in the CISM_DX package. Figure 2 is a schematic of the measurement data visualization capabilities and codes distributed in the CISM_DX package.

The most important aspect of this project its use as a research coordination tool. CISM_DX is not just a set of codes (“networks”) written for visualization in OpenDX. It is much more general than this. The CISM Data Explorer is a collection of contemporary tools for space physics researchers and students. It relies on well-documented programs and examples written in C, FORTRAN, Octave, OpenDX, and Perl. These codes are integrated with wrapper programs so that a user generally only needs to interact with OpenDX and/or Octave.

We intend to make CISM_DX useful to the widest possible audience. We recognize that many users may not want to learn how to write programs for Octave or OpenDX; they may only be interested in extracting information from CISM_DX for analysis or visualization using their own software. In future releases we will move toward this ideal. In this release a user has the ability to extract data from the measurement data set; in the future there will be equivalents for numerical data. It has been noted that we have nearly developed a data and model file standard, because a user could use the CISM_DX package to automate the conversion of many different data and file formats into a single format. At present no community standard exists; we are keenly aware of this and hope that this package will either stimulate or facilitate the creation of a standard or framework. Currently, we tell those associated with CISM that their data conforms to our standard if it can be easily viewed in CISM_DX. In many cases, the model author does not have to write a data reader; one of the many users of this package will usually write a file reader and tell us what libraries we need to include as part of the CISM_DX install process.

For visualization, OpenDX was chosen because (a) it is Open Source, (b) it is (nearly) platform independent, and (c) SPDX already had the capability to view model runs for many space physics numerical models.

For high-level computation and analysis, Octave was chosen because (a) it is Open Source, (b) it is (nearly) platform independent, and (c) many Matlab scripts are compatible with it. Although many space physics researchers and students prefer IDL over Matlab, Octave was chosen primarily because we believe that the combination of (a) and (b) will lead to code that can be used long into the future, even if Octave is no longer popular; old Octave code can be called by a wrapper program, much in the same way that wrapper programs are written for the Tsyganenko code described above.

For low-level computation and analysis, we prefer to use anything that can be compiled by the GNU compilers. These compilers run on nearly every operating system and will thus allow for the largest possible user base. One disadvantage is that GNU compilers cannot compile programs written in all languages. For example, code written in FORTRAN 90 may not compile with the GNU FORTRAN compiler. Our approach is to write and include as much code for which speed is not a limitation in a language that can be compiled with a GNU compiler. One issue that we will face in the future is how to incorporate programs written in newer or specialized languages while still keeping the CISM_DX package cross-platform compatible.

Although initially developed by a few people, our hope is to have many contributors to the CISM_DX code base.

Contributors to CISM_DX

A list of desired contributions is given in Section 1.2 below.

1.2 Contributing to the project

When making a contribution, remember that the goal is for a scientist or student to be able to test and compare new ideas with previous results without having to re-create and re-program everything themselves. Ideally the contribution is compilable with the GCC compiler or an Octave or OpenDX program. However, we may be interested in programs for viewing CISM_DX data in any popular language, including those written for non-open source programs such as IDL and Matlab. In the future submission templates will be made available so that a student or researcher can submit the package for review and have it work seamlessly with an existing CISM_DX installation. Until these templates are available, these are the submission guidelines.

Style guide and Submission Process

1. Always split data cleaning functions from the main function. Try to use functions already in CISM_DX. If a data cleaning function does not exist, consider generalizing and submitting yours.

2. Always give demos for using your code with synthetic data and/or real data. If the code does not require data, provide demos that show a typical use of your program. Try to use data already in the CISM_DX_DATA directory. If it does not exist, consider making a request for its addition.
3. In the code include a comment that includes your name, the date, and when and on what operating system your program was tested on.
4. Email your package (or link for large packages) with a short description to the CISM_DX user mailing list `cismdx_user@miranda.colorado.edu`. Your contribution will be reviewed and feedback will be provided.
5. After testing your code, we will attempt to incorporate your code or package into the CISM_DX distribution, possibly after making minor changes. Your code will be versioned. If you make any changes and wish to re-submit the new version, please edit and re-submit the CISM_DX version of your code. If you wish to directly access the CVS repository, contact Andy Clark (`ac1ark@bu.edu`).

Review Criteria

1. Is it easy to get the code running?
2. Is a demo included that demonstrates typical usage of the code and/or provides a comparison with a figure or result in a paper or other work.
3. Are the comments sufficient for others to be able to study, modify, or improve upon the code?
4. Is there a brief description of your program that can be included in this document?

Consideration for Future development

If you have a feature that you would like to see added, please ask one of the developers or send email to `cismdx_user@miranda.colorado.edu`.

- **Links with data providers:** For example, NGDC has a command line program that allows one to obtain data with a short command. It would be straightforward to call this from Octave or OpenDX. That is, one could create a simple program that takes inputs of time span and downloads and plots data from a GOES-10 satellite to the screen. If the user requests the same data in the future, the program would need to recognize that the data was already downloaded, which makes this problem more complex.
- **Links with the simulation run database:** We will consider if it desirable to have a program that automatically gets model data from an internet site using `wget` if does not find it on your local computer. Currently Octave calls `wget` in this manner if it does not find a required data file for the uniform time series data set.
- **Educational content:** This document currently contains examples used in the CISM Summer School. However, there is much room for additional educational material. For example, demos that explain both measured data and model output and compares what you see on the screen with figures in textbooks and journal papers.
- **Installation:** We are always looking for ways to simplify the install process. For Linux, it would be useful to use the `yum` program to assist in the installation of support packages. We are also considering creating a Knoppix Live CD.
- **Science Nuggets:** We would like to expand this document so that it contains more "Science Nuggets" in a form similar to the Sash.net discussion.

1.3 Mailing list

The mailing list for CISM_DX and it resides on

`http://miranda.colorado.edu/mailman/listinfo/cismdx-user`

Users and contributors are encouraged to subscribe to it. All questions, announcements for new releases, and submission of new and discussions of OpenDX networks and Octave mfiles, are handled through this mailing list.

In addition, there is a more specific mailing list for developers. Bug reports, CVS repository activities, and the review process is handled through `cism-devel-cism_dx@bu-ast.bu.edu`.

1.4 Running the CISM Forecast Model

The directory `CISM_FMs/` contains networks and data needed for running and validating many of CISM's empirical models. An overview of each is given in Section 2.8.

To run the forecast models, start Octave with CISM_DX extensions by executing `cismdx_octave` and typing

`run_forecast_models` at the Octave prompt. The result of the forecast models can be viewed by pointing a web browser to the file `CISM_FMs/web_page/index.htm`. The forecast models can be run from Matlab, but you must execute `Octave/CISM_DX_startup.m` before invoking `run_forecast_models` from the Matlab command line.

2 List of CISM_DX programs

2.1 OpenDX example networks in CISM_DX/example_networks/

[Online Documentation and Screenshots for OpenDX example networks in CISM_DX](#)

Or, if you have installed CISM_DX, point your web browser at

[Online Documentation and Screenshots for OpenDX example networks in CISM_DX](#)

2.2 OpenDX macros in the directory CISM_DX/macros/

[Online Documentation and Screenshots for OpenDX macros in CISM_DX](#)

Or, if you have installed CISM_DX, point your web browser at

[Online Documentation and Screenshots for OpenDX macros in CISM_DX](#)

2.3 OpenDX modules in CISM_DX/OpenDX/modules

OpenDX modules are maintained as a part of a separate CVS tree named SPDX (Space Physics Data Explorer). SPDX is a set of OpenDX “outboard” modules. These modules are binary programs that can be called only from OpenDX. These modules are for doing tasks such as reading binary files or linking to external Fortran and C libraries. The user interacts with these programs by wiring connections to the associated module in a network. Example use of these programs can be found in the networks described in the previous section.

[Online Documentation and Screenshots for OpenDX modules in CISM_DX](#)

Or, if you have installed CISM_DX, point your web browser at

[Online Documentation and Screenshots for OpenDX modules in CISM_DX](#)

2.4 OpenDX networks in CISM_DX/OpenDX/

[Online Documentation and Screenshots for OpenDX networks in CISM_DX](#)

Or, if you have installed CISM_DX, point your web browser at

[Online Documentation and Screenshots for OpenDX networks in CISM_DX](#)

2.5 Octave/Matlab codes in CISM_DX/Octave/

The following is a list of .m scripts that can be executed using either Matlab or Octave (with startup flag `-traditional`). All of the functions have been tested using Matlab 6.5.0 and Octave 2.1.50 on Red Hat Enterprise Linux 3.0, and Windows XP. We are working to make most of these files work under both Matlab and Octave. Subdirectories `matlab_only` and `octave_only` contain either functions included for cross-compatibility or functions that are not planned to be made cross compatible.

[Online List of Octave scripts in CISM_DX](#)

Or, if you have installed CISM_DX, point your web browser at

List of Octave scripts in CISM_DX

2.6 IDL programs in CISM_DX/IDL/

A few IDL programs are included for the user that wants to browse the CISM_DX data set.

Online List of IDL scripts in CISM_DX

Or, if you have installed CISM_DX, point your web browser at

List of IDL scripts in CISM_DX

1. CISM_DX/IDL/

- `make_plots_1_day.pro` Used to plot the uniform time series data set. A more general set of tools for reading hdf files can be found at http://cimss.ssec.wisc.edu/~gumley/sds_read.html
- `create_pseudo_LFM_input.pro` Example of creating an ASCII SW data file which can be read by the LFM code. Creates a .ps plot file of this data.

2.7 Perl programs in CISM_DX/Perl/

Online List of Perl scripts in CISM_DX

Or, if you have installed CISM_DX, point your web browser at

List of Perl scripts in CISM_DX

Most of these programs are called by a m-file in `mfiles/make_uniform_time_series`. They are generally used during the process of transforming data files into the common format in the uniform time series data set.

1. `asc2dat.pl` Extracts 1-minute magnetometer data from all files named "*.ASC" in the current directory. Output files are named *_H and have seven columns corresponding to YYYY MM DAY HH MM SS COL1, where COL1 is the first data column in the .ASC file.
2. `cat_swepam_files.pl` Concatenates all real-time ACE SWEPAM data files obtained from the SEC ftp site in the current directory that have names containing "1m.dat" after removing the headers. Note that the output file is not sorted with respect to time and repeated values may exist. The output file is `all_data_1m.dat` is put into standard format using `parse_swepam_data.m`.
3. `grab_lines.pl` Grabs lines with numbers listed in `filenameL` out of `filenameA`. Note that `filenameL` should be a single line containing integers separated by spaces.
4. `ima2matrix.pl` Transforms all data from *.ima files in the current directory into a single file.
5. `probe_spidr.pl` Reports information about all ground magnetometer data in all `spidr*.txt` files in the current directory.
6. `parse_Ap_data.pl` Creates two data files `YYYY-MM-DD-HH-MM-SS-Ap.dat` and `Ap.dat` using all files named `YYYYMMAK.txt` and `7day_AK.txt` in the current directory. These two files have the same number of rows. The file `YYYY-MM-DD-HH-MM-SS-Ap.dat` has six columns (year, month, day, hour, minute, second, Ap). The file `Ap.dat` has only one column which is Ap values from column 7 of `YYYY-MM-DD-HH-MM-SS-Ap.dat`. Note that the output file is not sorted with respect to time and repeated values may exist.
7. `perlop.pl` Used by `mfiles/matlab_only/perlop.pl`. Evaluates a Perl regular expression on each line of a file. Used for extracting data from a file with interspersed text.

8. `qd2matrix.pl` Transforms all data from ISGI quiet day files in current directory into a single file. Replaces Jan, Feb, with 01, 02, etc. Replaces A with .1, K with .2, and * with .3.
9. `remove_lines.pl` Removes lines listed in `filenamel` of `filenameA` with lines of `filenameB`. If `filenamel` is 1 3 7, replaces lines 1,3,7 of `filenameA` with lines 1,2,3 of `filenameB`. If not specified, output file is named `filenameA_modified`. Note that `filenamel` should be a single line containing integers separated by spaces.
10. `set_paths.pl` Called during install of CISM_DX. Used for changing paths in `.cfg`, `.net`, `.general`, `.mdf`, `.htm`, `.html` files that were transferred from another computer. (OpenDX uses absolute paths in these files.) See header for documentation. See `install_RH*` for examples of usage.
11. `spidr2dat.pl` Extracts magnetometer data from all SPIDR `spidr_*.txt` files containing 1-hour magnetometer data in the current directory. Output files have seven columns corresponding to YYYY MM DAY HH MM SS DATA.

2.8 Forecast models code in CISM_DX/models/

This directory contains the data and source code needed for locally running and validating many of CISM's fast-executing research and forecast models. These models can be run using real-time or historical data.

For example, to run the **Ap** models, start Octave and `cd` to `models/Ap/` and type `main`. The program `main.m` will attempt to download real-time data, call all of the models that predict Ap, and then call the plotting programs `plot_output.m`, `plot_output1.m`, and `plot_output2.m` which create `.eps` and `.jpg` files to view the results from a web page.

The figure on the right (see also Fig. ??) shows the results of predicting Ap with the CISM FM as generated by the code `models/Ap/validation/Ap_validation.m`. For a skill score we chose the *Prediction Efficiency PE* over the time interval 1989–2004 for the 1 day forecast. In blue we plot the *PE* and in gray the actual Ap value scaled between zero and unity. The top model shows that USAF achieves a $PE = 0.21$; the second panel demonstrates that persistence is not a good predictor; the third panel uses the autoregressive scheme to obtain a $PE = 0.27$; the bottom panel employs the ARX method with ACE solar wind data for a limited temporal window.

If you have an Ap model that you want to add, simply create a subdirectory for your model. Then add a line in `main.m` to call your model. Also add lines for loading your output in `ensemble_prediction.m` and `plot_output.m`. You will probably need to write wrapper programs to convert input/output to/from your data format listed in the Ap model description below.

1. Models in the directory Ap/

Contains three data-derived Ap prediction models.

Required input: The past 30 days of 24-hour Ap index data;

ARX model also needs 30 most recent 24-hour averaged measurements of V_{SW}

Output data: Prediction of daily-averaged Ap.

In-sample data: Data from 1990–1997.

Validation Results: See directory `Ap/validation/` and Figure ??.

Available Input files

- `YYYY_MM_DD_HH_MM_SS_Ap.daily.dat`, with space delimited columns of Year, Month, Day, Hour, Minute, Second, and values of Ap. The integer 99999 is used as a flag.
- `YYYY_MM_DD_HH_MM_SS_V.daily.dat`, with space delimited columns of Year, Month, Day, Hour, Minute, Second, and daily-averaged values of solar wind velocity. The integer 99999 is used as a flag.

Output file

- `T_combined.dat`, which has space delimited columns 1–6 of Year, Month, Day, Hour, Minute, Second. Columns 7–14 are the model prediction at 1–7 day lead time. Flag or fill value is 99999.

If model does not provide predictions for a given lead time, the corresponding column should be filled with 99999.

References: *McPherron* [1998], *McPherron* [1999]

2. **Models in the directory** B_dB_dt/

– not available yet

Contains two models, one for surface magnetic field and the other for its time derivative.

Required input: Six most recent 30-minute averages of V_x and IMF B_z .

Output data: 30-minute average of B and $|dB/dt|$
(to be compared with 30-minute average of $|dB/dt|$ derived from 1-minute data).

In-sample data: Data from 12 IMAGE magnetometers at 1-minute resolution
Day 23, 1998–Day 365, 1999. (See references for list of magnetometer sites.)

Validation Results: See README in this directory for information.

References: *Weigel et al.* [2002] *Weigel et al.* [2003]

3. **Models in the directory** Electron/

Contains a > 2 MeV prediction model.

Required input: 24-hour average of V_{SW} .

Output data: 24-hour average of $\log(J_e)$ for $L=1.1, 1.2, \dots, 10.0$.

In-sample data: SAMPEX data from 1993–2000.

Validation Results: not validated.

References: *Vassiliadis et al.* [2002a] *Vassiliadis et al.* [2002b] *Vassiliadis et al.* [2003]

4. **Models in the directory** Solar_Wind_Velocity/

Contains four models that predict the solar wind velocity at L1:

Autoregressive, Persistence, and the WSA model driven by two data sources (MWO = Mount Wilson Observatory, and WSO = Wilcox Solar Observatory). Code for WSA model is not currently distributed with the package.

Required input:

Output data: Prediction of daily-averaged solar wind velocity at L1.

In-sample data:

Validation Results: not validated.

References:

2.9 Code in CISM_DX/required_packages or in the developer package

This directory contains programs, libraries, or wrapper code that are not part of the CISM_DX CVS tree but required to run certain Octave functions or OpenDX networks. The original code and any patches that were required are included.

For each library there are one or more directories that contain wrapper programs that allow the library to be called from other programs. To reduce the number of these wrapper programs, we are starting to write only wrappers these libraries for Octave, because Octave functions can be called from OpenDX (OctaveOp.net). Octave can also be called from Matlab and IDL, but these programs have not been written.

- **cxform** A C library by R. Boller and E. Santiago for transforming between geocentric and heliospheric coordinate systems. The SPTransform module links to this library.
- **geopack03** The GEOPAK library by N. Tsyganenko.
- **geopack** The 2001 GEOPAK library by N. Tsyganenko.
- **HDF4.1r5** The HDF libraries by NCSA that are used by SPDX modules.
- **Octave** A numerical programming and matrix manipulation language.
- **PFSS** The Potential Field Source Solver routines by Janet Luhman. Wrappers have not been written for these Fortran functions.

- **TSDS** Set of Octave/Matlab programs for Time Series Data Sets, by R.S. Weigel.
- **SPDX** The Space Physics Data Explorer package led by Mike Wiltberger.
- **Tsyganenko_*** The Tsyganenko external magnetic field models. Several SPDX and Octave programs link to this library.
- `mlp/mlp.c` Evaluates a MultiLayer Perceptron (a.k.a. a Neural Network). For more information, see comments in header. Used on Weigel's B and dB/dt model. Will be available when the forecast model is included in the CISM_DX package.

3 List of CISM_DX data

Directories or files in **gray** are not distributed in CISM_DX_DATA. These data files reside on **re.bu.edu** in the directory `/raid/cismdx/CISM_DX_DATA-Full/`.

3.1 Directory CISM_DX_DATA/measurements/original_data/

3.2 Directory CISM_DX_DATA/measurements/uniform_time_series/

3.3 Data files in CISM_DX_DATA/measurements/short_data_sets/

1. **ace_halloween_2003.dat**

Data from the Halloween 2003 storms. During the storm, the ACE SWEPAM instrument did not function for much of the time. Needs documenting. Send email to the user email list if you are interested in this data set.

2. **bargatze_all.dat** The substorm data set (34 *AL* and *VB_s* data at a 2.5 minute resolution) analyzed in *Bargatze et al.* [1985] and in many subsequent works.

3. **bla_mcp.asc, bla_mcp.lis** The isolated substorm data set analyzed in *Blanchard and McPherron* [1995]. There are a total of 121 substorm intervals, which includes *VB_s* and *AL* data at one-minute time resolution.

3.4 Data files in CISM_DX_DATA/real_time_data/

Data in these directories obtained during calls to the CISM Forecast Model (FM). These directories contain a historical archive of all real time data used as inputs to the CISM FM to make real time forecasts. These data files have also been transformed from their original format and put in one of the standard CISM_DX HDF files.

1. Data in the directory `data_ace/`

Contains ACE real time data downloaded from the SEC web site during a call to the CISM FM.

2. Data in the directory `data_Ap/`

Contains real time Ap data downloaded from the SEC web site during a call to the CISM FM.

3. Data in the directory `data_solar/data-synoptic/`

Contains the solar synoptic maps as downloaded by CISM FM in the subdirectories MWO and WSO.

4. Data in the directory `data_solar/data-wsa/`

Contains the recent WSA predictions as downloaded by CISM FM in the subdirectory `predictions` and the recent solar surface maps in the subdirectories MWO and WSO.

3.5 Data files in CISM_DX_DATA/model_output/

1. Data in the directory `batsrus-data/`

`new3d.dat.gz`, `new3d_mhd_2_n001000.dat`, `newy0_mhd_1_n001000.dat`

2. Data in the directory `enlil-data/`

cr1892b-reduced.nc

cr1896-reduced-trunc.nc

May12-00id.nc for $id \in (00, 04, 08, 12, 16, 20)$

3. Data in the directory `lfm-data/`

Initial_Conditions_1-3.{animate,hdf,dat}

Initial_Conditions_1-3_SW-SM.dat

north-imf.hdf, south-imf.hdf, west-imf.hdf

sw-T5-cism.dat, T5-cism.dat

4. Data in the directory `lfm-data/SASH-data/`
Jun01-23-reduced.hdf
rundata_30Jun01.dat
solarwind_30Jun01.rot.SM.dat
5. Data in the directory `lfm-data/Guild/` Data used by Tim Guild in his research.
6. Data in the directory `lfm-data/Huang/` Data used by Elly Huang in her research.
7. Data in the directory `lfm-ting-data/`
Joule_LFM_AGU_2003_1_minute.dat
Joule_LFM_TING_AGU_2003_1_minute.dat
8. Data in the directory `lfm-ting-data/LFM_TING/`
Ting-climate-base-ion.dat, **Ting-climate-ion.dat**
Mike_AGU_Data.txt
9. Data in the directory `mas-data/`
bp001.hdf, **br001.hdf**, **bt001.hdf**, **jp001.hdf**, **jr001.hdf**, **jt001.hdf**, **vp001.hdf**, **vr001.hdf**, **vt001.hdf**,
p001.hdf, **rho001.hdf**, **t001.hdf**
bp002.hdf, **br002.hdf**, **bt002.hdf**, **jp002.hdf**, **jr002.hdf**, **jt002.hdf**, **vp002.hdf**, **vr002.hdf**, **vt002.hdf**,
p002.hdf, **rho002.hdf**, **t002.hdf**
10. Data in the directory `mas-data/car-data/`
For Carrington rotation numbers $cr = 1930 \dots 1939$ the following data files: **belt cr .dat**, **conmwocr.dat**,
eqsscr.dat, **opcr.dat**, **sheetchi2.dat**, **sheetcpolar.dat**
11. Data in the directory `McPherron-Ap-data/`
McPherron_Ap_1_day_Autoregressive.dat
McPherron_Ap_1_day_Persistence.dat
12. Data in the directory `raeder-data/`
`b365.3df.021600.gz`, `b365.grid`, `b404.3da.019440.gz`
13. Data in the directory `ting-data/`
cmite7001.hdf
14. Data in the directory `wsa-data/`
saved_vel_imf_e.dat
WSA_V_v0.1.1_day_1963_2002.dat
WSA_V_v0.2.1_day_1963_2002.dat

4 Acknowledgments

This material is based upon work supported by CISM which is funded by the STC Program of the National Science Foundation under Agreement Number ATM-0120950 and NASA LWS grant NAG5-12652. The authors thank the NSSDC, maintainers of the OMNIWeb and CDAWeb data sets, the Finnish Meteorological Institute for permission to include access to the IMAGE magnetometer chain data, the World Data Center for Geomagnetism (Copenhagen) for permission to include magnetometer data from their ftp archive, the National Center for Geophysical Data for permission to provide access to various data sets, the Space Environment Center, source of ACE real time data over the most recent month, and ISGI, providers of the quiet day list, and the am and aa indices.

5 Version History

Version 0.11

Menus, data sets from many sources, and data from empirical and inverse models were integrated with SPDX to form the first version, 0.11. The concept was presented to part of the CISM Executive Council in January, 2004. The program was named CISM_DX, the CISM Data eXplorer. The 0.X distributions will consist of alpha and beta versions that include source code and a suite of well-documented example applications.

Versions 0.12 - 0.24

The older versions of CISM_DX (0.21–0.23) can be re-built out of the CVS repository and are available upon request. The previous version (0.24) of CISM_DX and CISM_DX_DATA are still posted on http://lasp.colorado.edu/cism/CISM_DX in the .tar.gz format.

The tarballs for CISM_DX are:

- version 0.11 (1/06/04)
- version 0.12 (1/23/04)
- version 0.13 (2/06/04)
- version 0.14 (2/11/04)
- version 0.15 (3/01/04)
- version 0.16 (3/15/04)
- version 0.17 (3/16/04)
- version 0.18 (3/23/04)
- version 0.21 (4/02/04)
- version 0.22 (4/02/04)
- version 0.23 (6/09/04)
- version 0.24 (8/02/04)
- version 0.34 (12/10/04)
- version 0.36 (01/15/05)
- version 0.42 (03/20/05)
- version 0.43 (06/31/05)
- version 0.50 (09/21/05)
- version 0.57 (05/21/06)

Starting with version 0.21, the CISM_DX distribution has been ingested into the CISM CVS repository named VIZ on the host **re.bu.edu** at Boston University.

Additionally, useful multi-platform codes have been split out of the CISM_DX distribution and now reside in CISM_DX_Auxiliary version 0.22. This portion of the CISM_DX package, and subsequent versions of CISM_DX_DATA are being maintained by R.S. Weigel.

Since version 0.23 all Linux auxiliary functions have been folded into CISM_DX thus eliminating the directory CISM_DX_Auxiliary. For the time being, it continues to exist for the Windows XP and Macintosh versions.

Bugs that were reported with versions 0.22 through 0.24 are fixed in the current version. In particular, relative paths replace the absolute paths wherever meaningful, thus reducing the number of path corrections at install time to a minimum. With version 0.25 we introduced a new "generic" installation script. Execution scripts that drive the network tutorials, the major networks, and the CISM forecast models were also added.

The models in the `models/` directory and the Octave files in the `mfiles/` directory were extensively rewritten. They recently became part of the CISM Forecast Model that is running at NOAA SEC.

Version 0.30

This is the version that was released following the All-Hands meeting in September, 2004. The installation script was re-worked so that it lets the user know what programs are being installed and where the code will reside. Ideally, a single package containing all necessary components would be distributed on a CD, but the current network install script allows us to work around complex licensing issues because we are not distributing licensed software, but are only facilitating the steps a user would have to take in order to use CISM_DX.

Much of the dependence on .mat and .txt files has been removed. Nearly all of the code that does data analysis now uses data from extracted from the .hdf files distributed with CISM_DX.

Version 0.34

First public release. New programs for auto-downloading and browsing uniform time series data set were included. Linux installation was simplified by pre-compiling code. SPDX now has links to libraries for geocentric and heliospheric transforms, a TING reader, and a preliminary network that allows OpenDX to call Octave functions.

Version 0.36

Second public release. Major change was upgrade to use of OpenDX 4.3.2. This broke several SPDX modules which were fixed in a later release.

Version 0.42

SPDX modules were fixed. Some documentation was moved to web pages and screenshots of OpenDX-interpreted programs were created. An Perl script that generates documentation based on text in .net and .m files is not used to generate the web documentation.

Version 0.50

New directory structure and browser interface to demos. Time series data sets integrated with the TSDS package, which will be maintained as a separate project.

Version 0.57

Documentation and usability improvements. New packaging method.

References

- Bargatze, L. F., D. N. Baker, R. L. McPherron, and E. W. Hones, Magnetospheric impulse-response for many levels of geomagnetic activity, *J. Geophys. Res-Space Phys.*, *90*, 6387–6394, 1985.
- Blanchard, G. T., and R. L. McPherron, Analysis of the linear response function relating AL to VBs for individual substorms, *J. Geophys. Res.*, *100*, 19,155–19,166, 1995.
- McPherron, R. L., Determination of linear filters for predicting AP during January 1997, *Geophys. Res. Lett.*, *25*, 3035, 1998.
- McPherron, R. L., Predicting the Ap index from past behavior and solar wind velocity, *Phys. Chem. Earth (C)*, *24*, 45–56, 1999.
- Vassiliadis, D., A. J. Klimas, S. Kanekal, D. Baker, and R. S. Weigel, Long-term solar-cycle, and seasonal response of magnetospheric energetic electrons to the solar wind speed, *J. Geophys. Res.*, *107*, 10.1029/2001JA000,506, 2002a, http://lasp.colorado.edu/cism/text/Vassiliadis.2002.Long_Term_SAMPEX.pdf.
- Vassiliadis, D., R. S. Weigel, A. Klimas, S. Kanekal, and R. Mewaldt, Modes of energy transfer between the solar wind and the inner magnetosphere, *Phys. Plasmas*, *10*, 463–473, 2002b, http://lasp.colorado.edu/cism/text/Vassiliadis.2003.Modes_of_Energy_Transfer.pdf.
- Vassiliadis, D., A. J. Klimas, R. S. Weigel, D. N. Baker, E. J. Rigler, S. G. Kanekal, T. Nagai, S. F. Fung, R. W. H. Friedel, and T. E. Cayton, Structure of Earth's outer radiation belt inferred from long-term electron flux dynamics, *Geophys. Res. Lett.*, *30*, 2003, http://lasp.colorado.edu/cism/text/Vassiliadis.2003.Structure_of_Radiation_Belt.pdf.
- Weigel, R. S., D. Vassiliadis, and A. Klimas, Coupling of the solar wind to temporal fluctuations in ground magnetic fields, *Geophys. Res. Lett.*, *29*, 2002.
- Weigel, R. S., A. Klimas, and D. Vassiliadis, Solar–wind coupling to and predictability of ground magnetic fields and their time derivatives, *J. Geophys. Res.*, *108*, 2003.